



# Alabama Steel Supply, Inc.

A Century of Evolving Steel Related Businesses

P.O. Box 11251 / 2 West Blvd.  
Montgomery, AL 36111-0251

334-834-1505 (Office)  
334-834-7777 (Fax)

[www.alabamasteel.com](http://www.alabamasteel.com)



**Barn Red**  
26 & 29 gauge




**Saddle Tan**  
26 & 29 gauge



**Forest Green**  
26 & 29 gauge




**Charcoal Gray**  
26 & 29 gauge




**Ash Gray**  
26 & 29 gauge




**Light Stone**  
26 & 29 gauge




**Burnished Slate**  
26 & 29 gauge



**Koko Brown**  
26 & 29 gauge




**Black**  
26 gauge only



**White**  
26 & 29 gauge



**Hawaiian Blue**  
26 gauge only



**Burgundy**  
26 gauge only



**Crimson Red**  
26 gauge only



**Gold**  
26 gauge only



**Colony Green**  
26 gauge only




**Desert Sand**  
26 & 29 gauge



**Gallery Blue**  
29 gauge only



**Fern Green**  
26 gauge only



**Copper Metallic**  
26 gauge only



**Galvalume**  
26 & 29 gauge

*\*\*Actual color may vary slightly from color samples shown. If color choice is critical, request an actual color sample.\*\**

